Foundation Mat

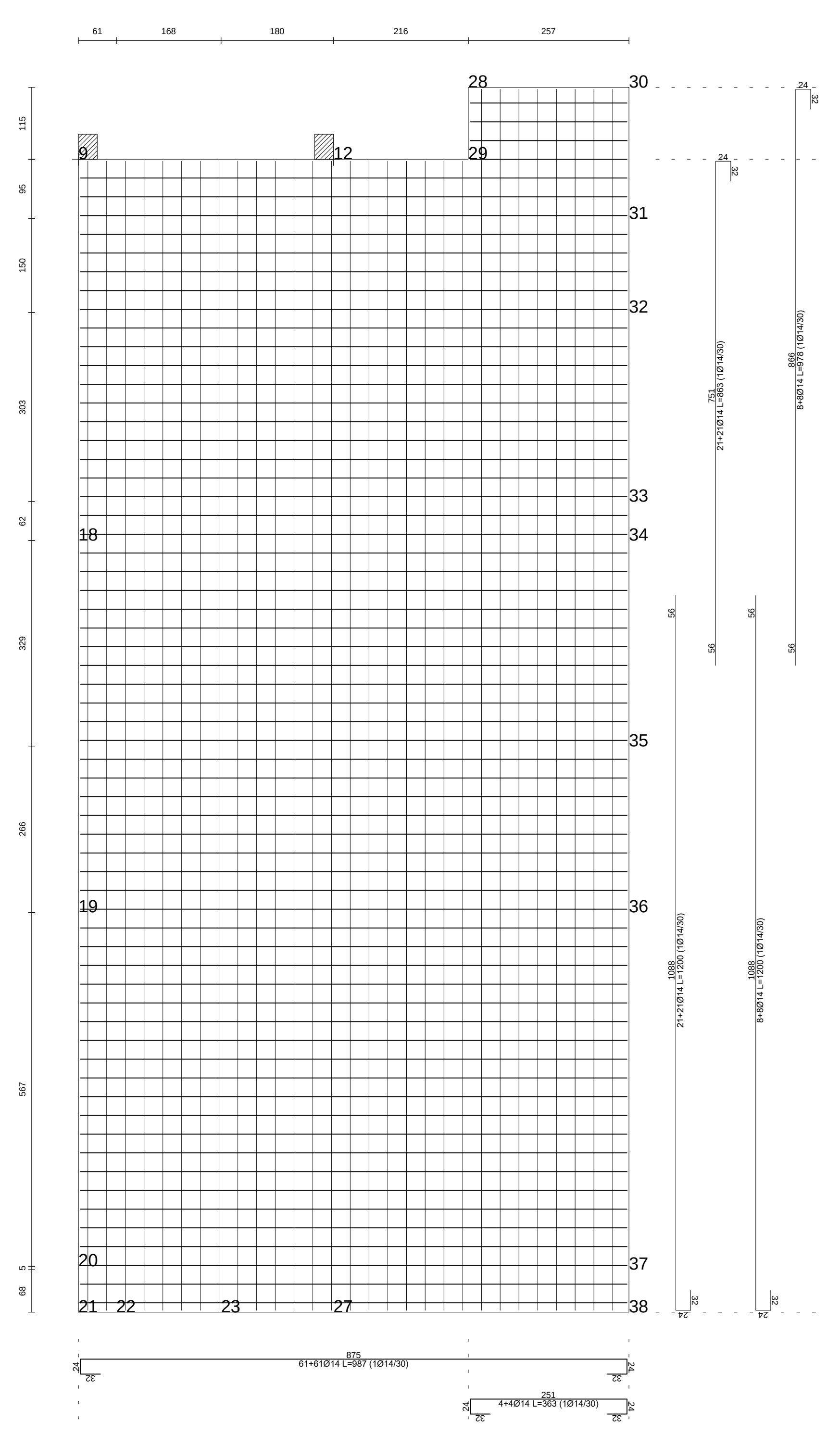
61 168 180 216 257
28 30 9 12 29 31 32 33 18 34 35 19 36 20 37 21 22 23 27 38
115 95 150 303 62 329 266 567 5 68
751 21+21Ø14 L=863 (1Ø14/30)
866 8+8Ø14 L=978 (1Ø14/30)
1088 21+21Ø14 L=1200 (1Ø14/30)
1088 8+8Ø14 L=1200 (1Ø14/30)
875 61+61Ø14 L=987 (1Ø14/30)
251 4+4Ø14 L=363 (1Ø14/30)

Double steel net:

Direction X: 1Ø14 ogni 30 cm

Direction Y: 1Ø14 ogni 30 cm

Concrete C30/37
Steel B450C

Thickness wall: 30.0 cm

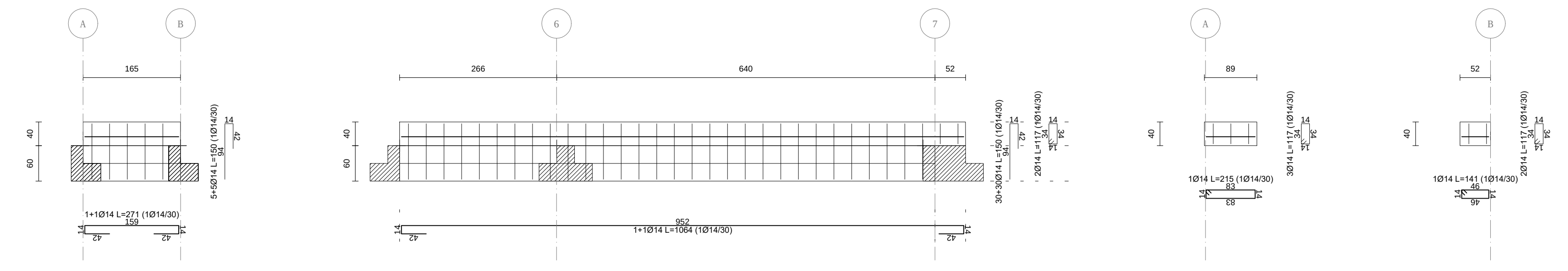
A B 6 7 A B
165 266 640 52 89 52
1+1Ø14 L=271 (1Ø14/30)
5+5Ø14 L=150 (1Ø14/30)
952 1+1Ø14 L=1064 (1Ø14/30)
30+30Ø14 L=150 (1Ø14/30)
2Ø14 L=117 (1Ø14/30)
1Ø14 L=215 (1Ø14/30)
3Ø14 L=117 (1Ø14/30)
1Ø14 L=141 (1Ø14/30)
2Ø14 L=117 (1Ø14/30)

Double steel net:

Direction X: 1Ø14 ogni 30 cm

Direction Y: 1Ø14 ogni 30 cm

Concrete C30/37
Steel B450C

Thickness wall: 20.0 cm

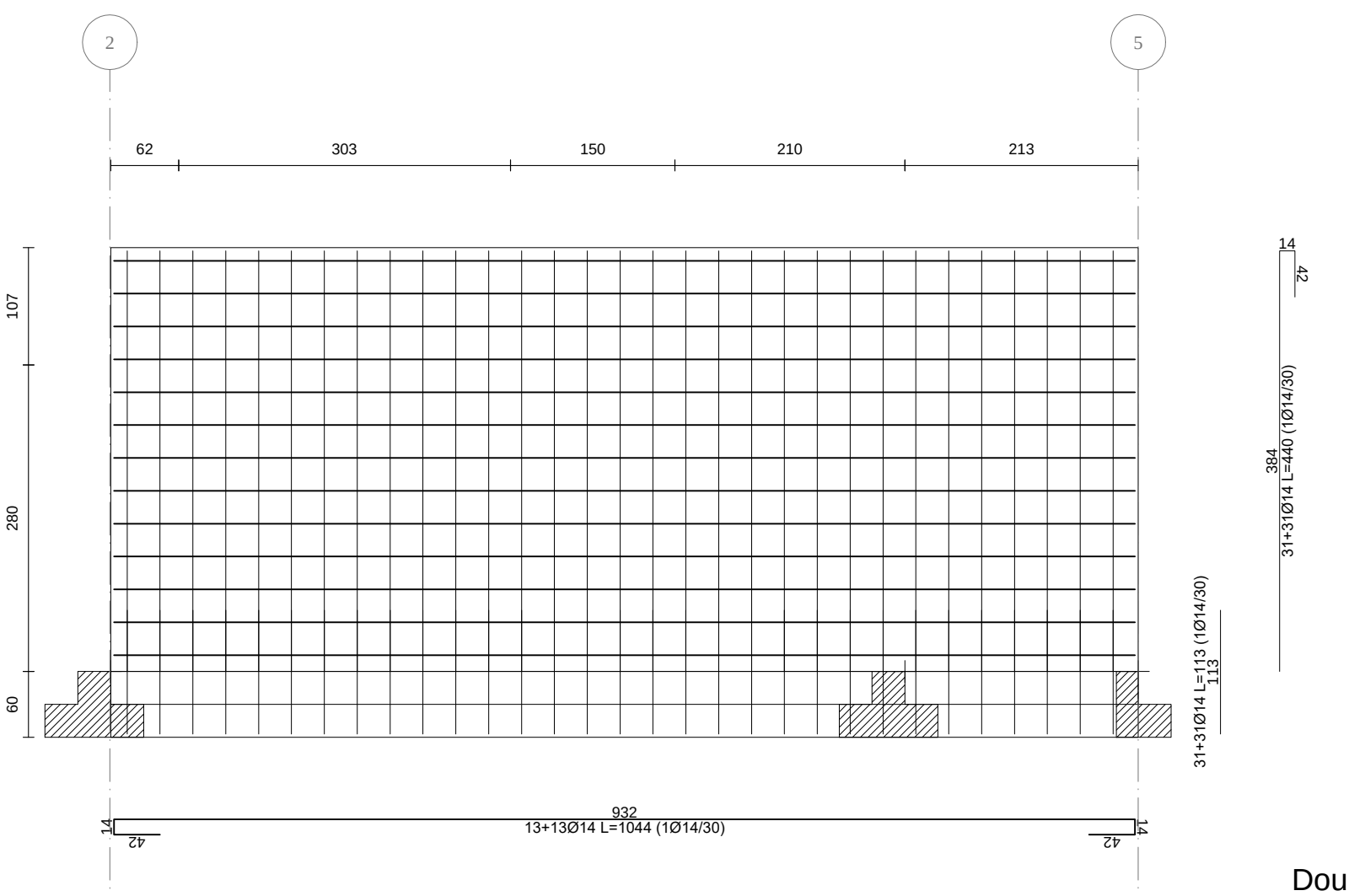
2 5
62 303 150 210 213
107 280 60
384 31+31Ø14 L=440 (1Ø14/30)
31+31Ø14 L=113 (1Ø14/30)
932 13+13Ø14 L=1044 (1Ø14/30)

Double steel net:

Direction X: 1Ø14 ogni 30 cm

Direction Y: 1Ø14 ogni 30 cm

Concrete C30/37
Steel B450C

Thickness wall: 20.0 cm

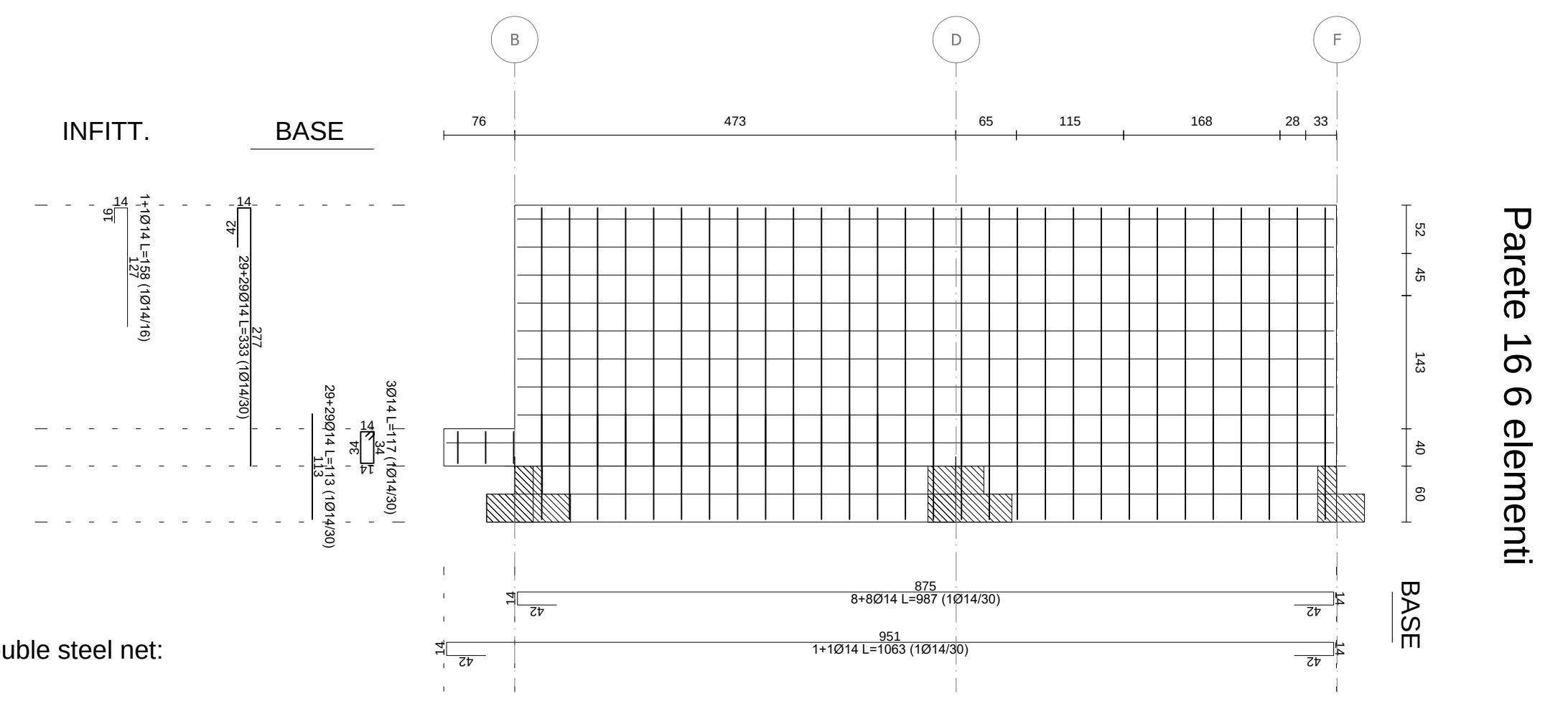
INFITT.
BASE
B D F
76 473 65 115 168 28 33
52 45 143 40 60
1+1Ø14 L=158 (1Ø14/16)
29+29Ø14 L=333 (1Ø14/30)
29+29Ø14 L=113 (1Ø14/30)
3Ø14 L=117 (1Ø14/30)
875 8+8Ø14 L=987 (1Ø14/30)
951 1+1Ø14 L=1063 (1Ø14/30)
BASE
Parete 16 6 elementi

Double steel net:

Direction X: 1Ø14 ogni 30 cm

Direction Y: 1Ø14 ogni 30 cm

Concrete C30/37
Steel B450C

Thickness wall: 20.0 cm

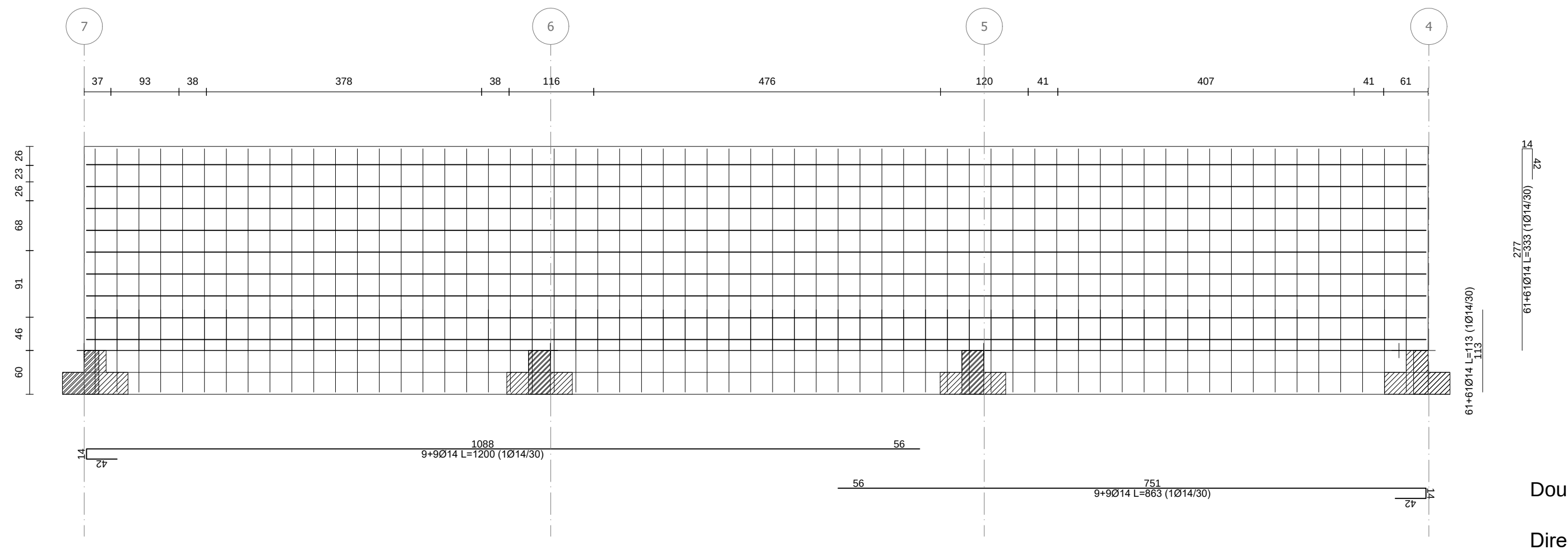
7 6 5 4
37 93 38 378 38 116 476 120 41 407 41 61
26 23 26 68 91 46 60
277 61+61Ø14 L=333 (1Ø14/30)
61+61Ø14 L=113 (1Ø14/30)
1088 9+9Ø14 L=1200 (1Ø14/30)
751 9+9Ø14 L=863 (1Ø14/30)

Double steel net:

Direction X: 1Ø14 ogni 30 cm

Direction Y: 1Ø14 ogni 30 cm

Concrete C30/37
Steel B450C

Thickness wall: 20.0 cm

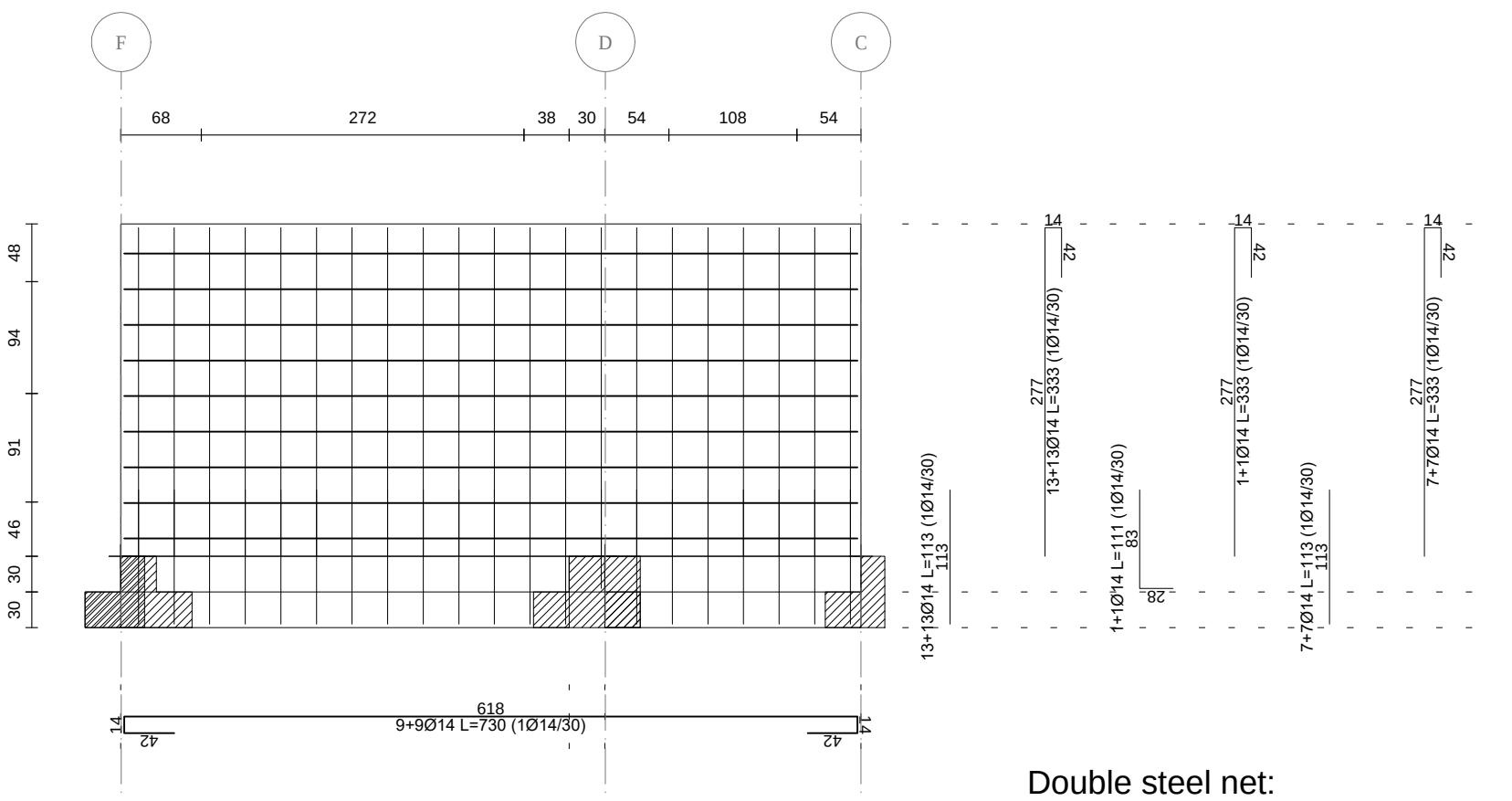
F D C
68 272 38 30 54 108 54
48 94 91 46 30 30
277 13+13Ø14 L=333 (1Ø14/30)
277 1+1Ø14 L=333 (1Ø14/30)
277 7+7Ø14 L=333 (1Ø14/30)
13+13Ø14 L=113 (1Ø14/30)
1+1Ø14 L=111 (1Ø14/30)
7+7Ø14 L=113 (1Ø14/30)
618 9+9Ø14 L=730 (1Ø14/30)

Double steel net:

Direction X: 1Ø14 ogni 30 cm

Direction Y: 1Ø14 ogni 30 cm

Concrete C30/37
Steel B450C

Thickness wall: 20.0 cm

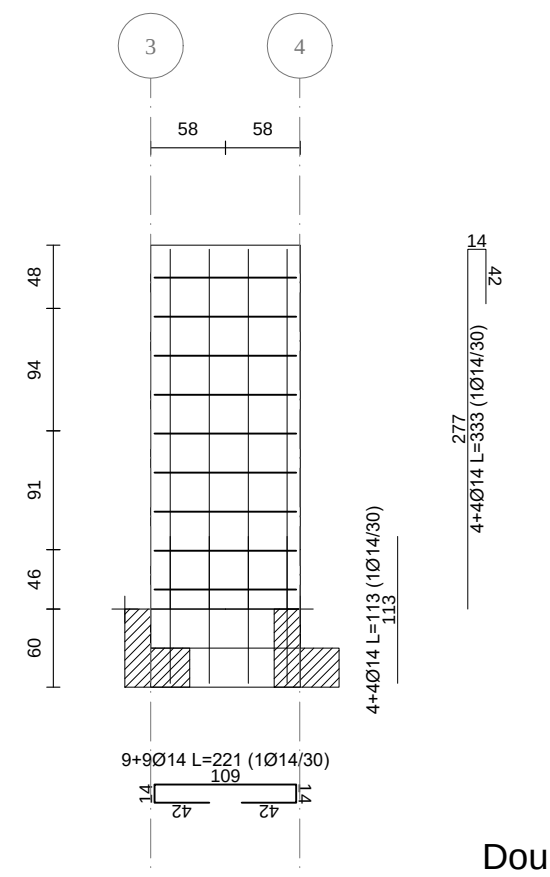
3 4
58 58
48 94 91 46 60
277 4+4Ø14 L=333 (1Ø14/30)
4+4Ø14 L=113 (1Ø14/30)
9+9Ø14 L=221 (1Ø14/30)

Double steel net:

Direction X: 1Ø14 ogni 30 cm

Direction Y: 1Ø14 ogni 30 cm

Concrete C30/37
Steel B450C

Thickness wall: 20.0 cm

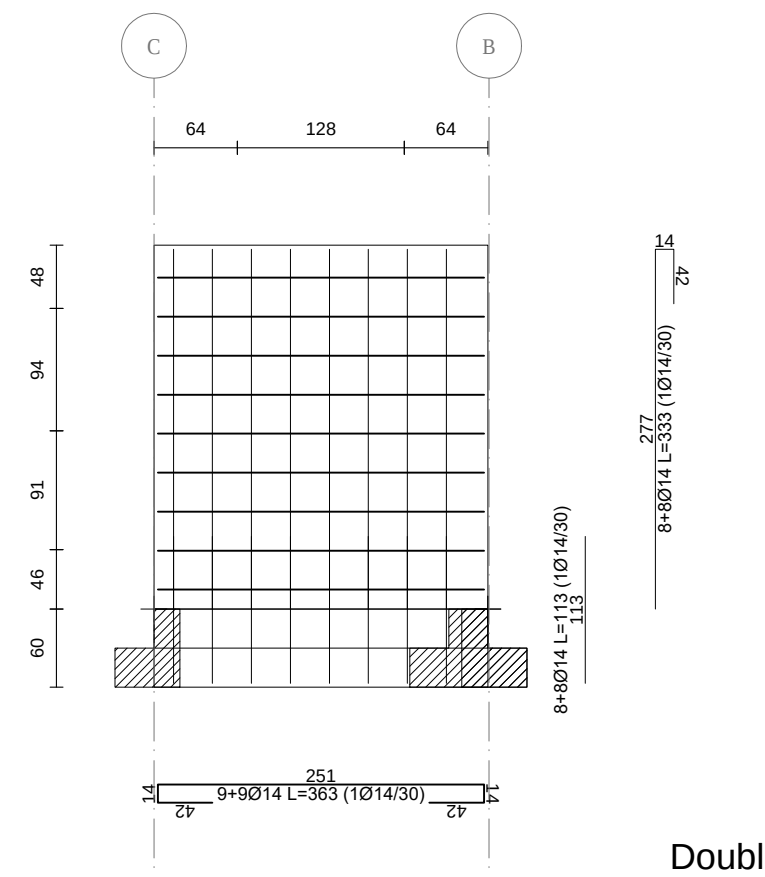
C B
64 128 64
48 94 91 46 60
277 8+8Ø14 L=333 (1Ø14/30)
8+8Ø14 L=113 (1Ø14/30)
251 9+9Ø14 L=363 (1Ø14/30)

Double steel net:

Direction X: 1Ø14 ogni 30 cm

Direction Y: 1Ø14 ogni 30 cm

Concrete C30/37
Steel B450C

Thickness wall: 20.0 cm

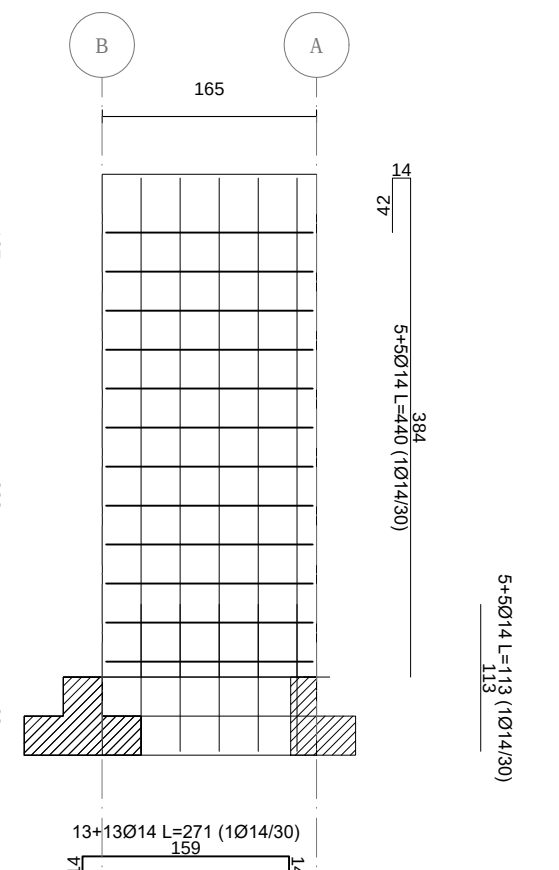
B A
165
107 280 60
384 5+5Ø14 L=440 (1Ø14/30)
5+5Ø14 L=113 (1Ø14/30)
13+13Ø14 L=271 (1Ø14/30)

Double steel net:

Direction X: 1Ø14 ogni 30 cm

Direction Y: 1Ø14 ogni 30 cm

Concrete C30/37
Steel B450C

Thickness wall: 20.0 cm

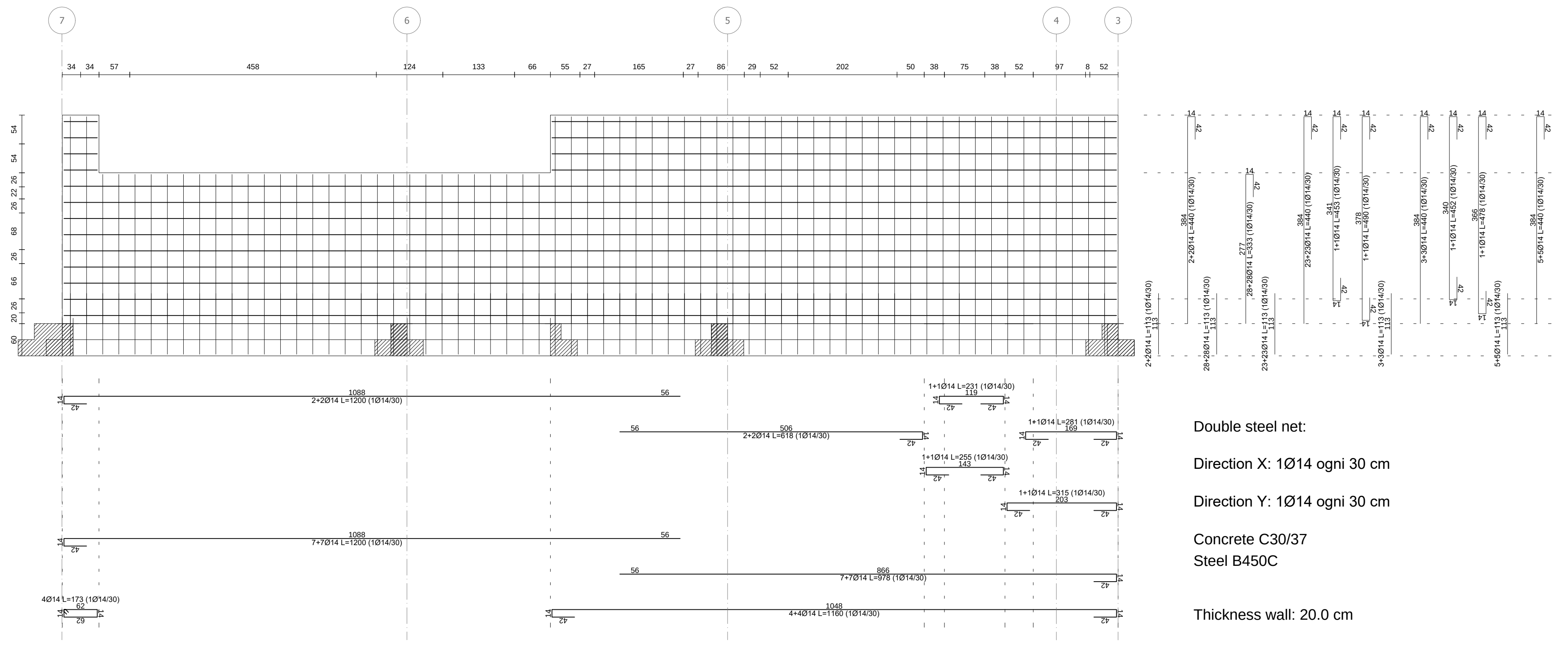
7 6 5 4 3
34 34 57 458 124 133 66 55 27 165 27 86 29 52 202 50 38 75 38 52 97 8 52
1088 2+2Ø14 L=1200 (1Ø14/30)
506 2+2Ø14 L=618 (1Ø14/30)
1088 7+7Ø14 L=1200 (1Ø14/30)
866 7+7Ø14 L=978 (1Ø14/30)
1048 4+4Ø14 L=1160 (1Ø14/30)
4Ø14 L=173 (1Ø14/30)
1+1Ø14 L=231 (1Ø14/30)
1+1Ø14 L=281 (1Ø14/30)
1+1Ø14 L=255 (1Ø14/30)
1+1Ø14 L=315 (1Ø14/30)
384 2+2Ø14 L=440 (1Ø14/30)
277 28+28Ø14 L=333 (1Ø14/30)
384 23+23Ø14 L=440 (1Ø14/30)
341 1+1Ø14 L=453 (1Ø14/30)
378 1+1Ø14 L=490 (1Ø14/30)
384 3+3Ø14 L=440 (1Ø14/30)
340 1+1Ø14 L=452 (1Ø14/30)
366 1+1Ø14 L=478 (1Ø14/30)
384 5+5Ø14 L=440 (1Ø14/30)
2+2Ø14 L=113 (1Ø14/30)
28+28Ø14 L=113 (1Ø14/30)
23+23Ø14 L=113 (1Ø14/30)
3+3Ø14 L=113 (1Ø14/30)
5+5Ø14 L=113 (1Ø14/30)

Double steel net:

Direction X: 1Ø14 ogni 30 cm

Direction Y: 1Ø14 ogni 30 cm

Concrete C30/37
Steel B450C

Thickness wall: 20.0 cm

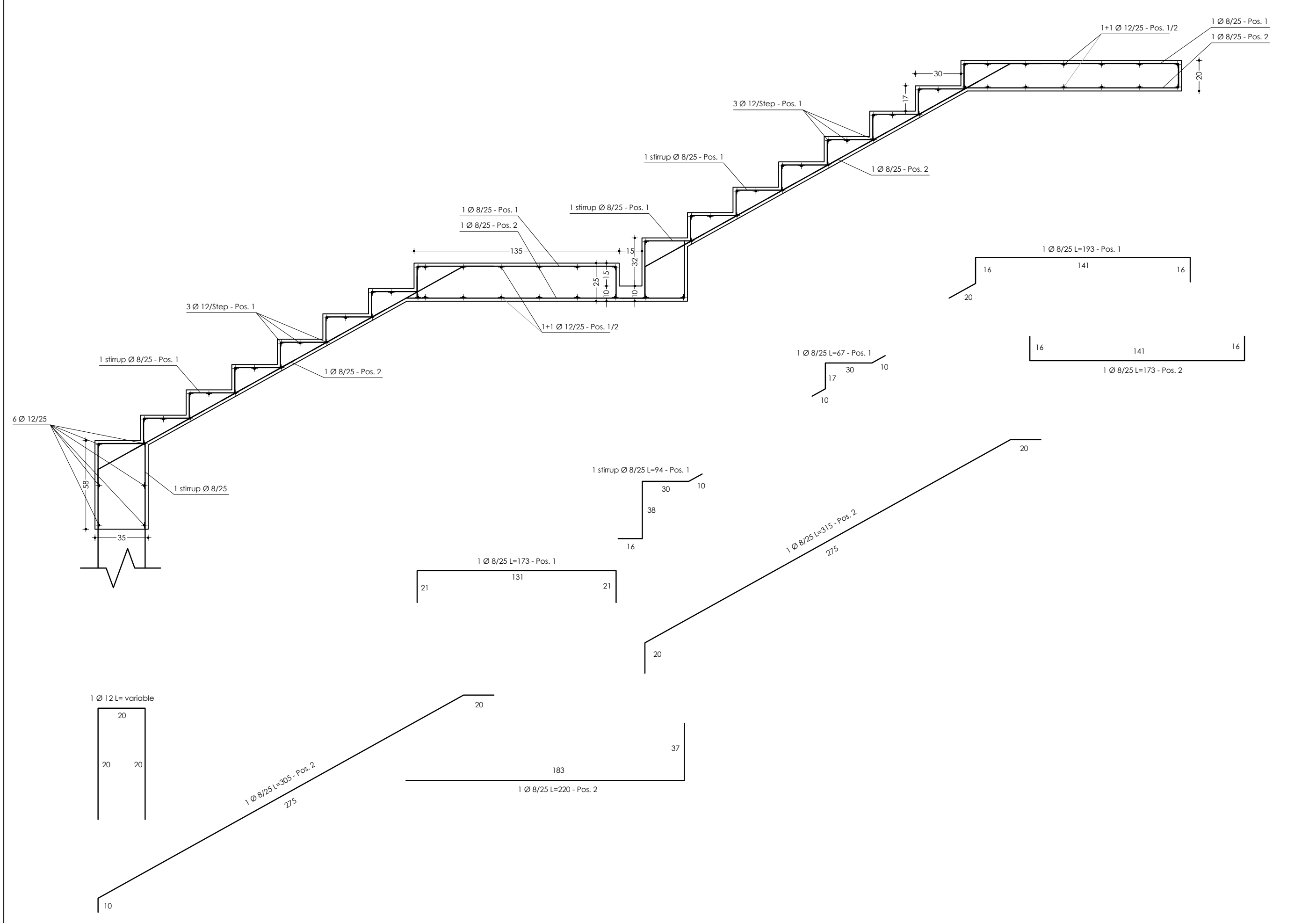
1+1 Ø 12/25 - Pos. 1/2
1 Ø 8/25 - Pos. 1
1 Ø 8/25 - Pos. 2
3 Ø 12/Step - Pos. 1
1 stirrup Ø 8/25 - Pos. 1
1 Ø 8/25 - Pos. 2
6 Ø 12/25
1 stirrup Ø 8/25
1 Ø 8/25 L=193 - Pos. 1
1 Ø 8/25 L=173 - Pos. 2
1 Ø 8/25 L=67 - Pos. 1
1 stirrup Ø 8/25 L=94 - Pos. 1
1 Ø 8/25 L=173 - Pos. 1
1 Ø 8/25 L=315 - Pos. 2
1 Ø 12 L= variable
1 Ø 8/25 L=305 - Pos. 2
1 Ø 8/25 L=220 - Pos. 2

ALL QUOTES MUST BE CHECKED IN THE SITE, UNDER THE DIRECT RESPONSIBILITY OF SINGLE SUPPLIERS, NOTING THE DIRECTION OF WORK OF EVERY CHANGE RESPECT TO DESIGNS. ALL FINISHES SHOULD BE SAMPLED BY THE SUPPLIERS, AND EXPRESSLY APPROVED BY THE DIRECTION OF WORK.

Engineerings:
ing. Luigi Giuliani
geom. Mauro Venanzoni
spig@libero.it
roma via di vigna fabbri 5, 00179
Structures:
ing. Giampiero Mariani
ing. Francesco Bosco
g.mariani@gmtecnica.it
roma via della cecchignola 136, 00143

Studio Progettazione Impianti
Luigi Giuliani

gmtecnica studio
www.gmtecnica.it

Architectural design:
N+S Architetti Associati
arch. Andrea Nini
arch. Luca Scandaletti
a.nini@nsarchitetti.it - mob +39.392.7378787
milano viale bligny 29, 20136
l.scandaletti@nsarchitetti.it - mob. +39.366.1049403
roma via mario fascetti 90, 00136
www.nsarchitetti.it - c.f. e p.iva 13586451000

client:
ATLANTIS BEACH HOTEL
United Nations Dr. - Monrovia - Liberia
project title:
02.1 NEW POOL
design:
WALLS AND STAIRS
code:
ABH 02.1 E-ST 04
release:
00 18/05/2017
update:
01 06/07/2017
scale:
1:50/1:20
drawing:
ST 4 01